

Everglades®

Built for Beyond.

2025 Catalog

Version 1.0



Unsinkable, world-class boats built for beyond.

Everglades®

About Our Boats & RAMCAP Construction	3
Everglades Warranty Information	6
Factory & Construction Information	8
Cutting-Edge Crossovers	10
Unrivaled Center Consoles	12
285cc	14
315cc	20
335cc	27
375cc	33
395cc	40
455cc	47
Industry Leading Hybrid Boats	54
253cc	56
273cc	62
Everglades Family	68



About Our Boats & RAMCAP Construction

Every industry has them, the uniquely gifted icons at the forefront of innovation. In the marine industry, that icon was Bob Dougherty, founder of Everglades Boats.


In the 1960's Dougherty played a key role in developing the unsinkable hull, and he was on a mission to perfect the process. He introduced the first V-bottom hull and invented the first center console. In 1999 he took the foam-filled hull even further, revolutionizing the boat building industry with the invention of his patented Rapid Molded Core Assembly Process (RAMCAP), which won the Marine Manufacturers Innovation Award.

Today, every Everglades boat is built using patented RAMCAP construction to offer the safest, driest, and most comfortable ride in the industry. Everglades' naval architects and engineers design a high-density structural foam core specific to each Everglades model before building it into the hull, rather than injecting it blindly. This precise engineering ensures the structural foam is exactly where it needs to be, with no voids. The foam used to create the high-density foam core is also three-times stronger than the foam used by other manufacturers of foam filled hulls. This denser foam, with its precise geometry and placement, handles rough waters like no other in its class.

The visual lines, design integrity, and quality craftsmanship of each Everglades boat is truly distinctive. Our boats are built how they should be, exceeding industry requirements to keep you and your family safe on the water. You'll find only the best marine-grade components and the highest level of marine technology on every model. We believe so strongly in the integrity of our boats that we offer the best warranty in the industry to back it – a full lifetime hull warranty and a 3-year component warranty that are transferable upon resale.



Everglades®





Quality Assurance

Bob Dougherty joked that he would have been six feet tall if it weren't for all the years of rigorous testing on the water. He made sure that the Everglades team put each new model through plenty of grueling runs in all kinds of weather and sea conditions. That is part of Everglades' commitment to safety.

In addition to water testing, Everglades' quality assurance process involves multi-point inspections that cover every stage of the building process. From material intake to final assembly, highly trained, experienced inspectors review every manufacturing step. Everglades prides itself on using the highest-grade materials and components, and on hiring the highest caliber of craftsmen and women.

Everglades Warranty Information





The Everglades team is proud of every single boat we put on the water.

Everglades boats are revered for their innovative design, immense storage, comfortable seating, robust performance in all conditions, elegant accents, and incredible fishability. But even more than how they look and feel, we're proud of how they're made. We stand firmly behind our products because of their unparalleled construction.

To express our confidence in our product, we offer a lifetime hull and 3-Year component warranty, transferable upon resale*. It's by far the most generous warranty in the industry.



Everglades®

Our boats are the best in the business... why would our warranty be any different?



**Please reference Everglades Warranty Manual for more information.*

evergladesboats.com/about-everglades/warranty/



Factory & Construction Information

Everglades Boats is headquartered in Edgewater, Florida, where our plant qualifies as one of the most modern and advanced operations in the industry. The over 165,000-square-foot facility boasts the latest technology to build boats, ensuring the integrity of the process and allowing the utmost quality.

This substantial footprint allows Everglades to build the majority of our components in-house, guaranteeing the highest of standards to disseminate from bow to stern and port to starboard. All fiberglass parts, the aluminum fabrication of frames and rails, as well as all wiring harnesses, are built by skilled and certified craftsmen. The most important benefit of manufacturing in-house materials is the ability for us to control our quality, without entrusting it to a third party. The results are evident.





COMING SOON

Cutting-Edge Crossovers



THE ALL-NEW

7-SERIES

COMING EARLY 2025

The newest Everglades series transcends expectations and extends your time on the water. We've kept our fishing DNA apparent as we designed more weather protection, larger cabin space, and an abundance of lifestyle amenities that make it easy and comfortable to entertain, relax, and escape.

7-Series Crossover Overview/Features

Available soon from 36-feet to over 40-feet, the newest 7-series model is coming early 2025 and will be equipped with:

- ✓ Unsinkable RAMCAP Hull
- ✓ Full lifetime hull warranty
- ✓ 3-Year component warranty
- ✓ Central command station
- ✓ State-of-the-art technology
- ✓ Enhanced deck and cabin amenities



Unrivaled Offshore Center Consoles



285cc



315cc



335cc



375cc



395cc



455cc

Everglades 5-series center console boats set the standard for offshore fishing vessels that the whole family will enjoy. Avid fisherman or sunset cruiser, we have the center console for you.

5-Series Center Console Overview/Features

A center console boat features a central helm station with 365° of open deck space surrounding it, offering versatility for various water activities such as fishing, cruising, and watersports. Known for their stability, maneuverability, and ease of access, they are popular choices for both avid anglers and weekend cruisers.

Available from 28 to 45 feet, every Everglades offshore center console boat features:

- ✓ Unsinkable RAMCAP Hull
- ✓ Full lifetime hull warranty
- ✓ 3-Year component warranty
- ✓ Digital switching, homey seating, and our patented sliding windshield
- ✓ State-of-the-art technology



285cc

Designed for Adventure

So versatile that it is ideal for intercoastal and offshore journeys, the 285cc delivers on Everglades tradition of providing the smoothest ride in the industry while furnishing guests with sophisticated materials and intuitive technology to chase life's obsessions.





Combining tournament-ready features with exclusive yacht-like comforts, the 285cc redefines its category. Its timeless exterior design, rich accents, and fish-fighting posture are recognizable from any distance.

The award-winning spacious bow features plush upholstered lounges with teak accents and recessed in-deck storage that quickly converts into an immense casting deck or spacious sun pad to meet your desires. An advanced helm station provides complete control with dual Garmin® displays and proprietary digital switching. The aft offers versatility no other fishing boat can boast, with an exclusive rotating helm / mezzanine seat and loads of fish-focused storage. From genteel evening cruises to impassioned offshore excursions, the 285cc sets new standards in comfort and performance.





285cc Offshore Center Console Boat

Weight w/ Options
11,100 LBS

Max HP Capacity
600HP

Fuel Capacity
200 GAL

LOA w/ Engine
30'1"

Beam
9'6"



Everglades®



Everglades®



Power at your Fingertips

Dual Garmin displays provide high definition touchscreen controls while integrated digital switching allows you to control every part of the vessel from your command center.



Versatility to Maximize Utility

A helm seat that rotates into a rear facing mezzanine seat not only maximizes deck space, but also allows you to transform the layout to meet your needs.



Thoughtful Design

The hardtop of this center console features a built in handrail to make boarding easier, but also has dual function as it channels water aft to help with water management in inclement weather.

Standard Features

CONSTRUCTION
Unsinkable
Lifetime hull warranty and 3 year component warranty
Variable deadrise deep V-hull
Patented closed molded RAMCAP® construction process with high density, closed cell, structural foam flotation
NMMA Certified
Self-bailing cockpit
No wood construction
Hull laminate - premium gel coat, vinyl-ester barrier and knitted bi-axial fiberglass
High density composite transom
Hull liner and deck mated perfectly for a rigid one-piece construction, adding to its long term durability
Hull liner completely finished inside
Molded-in diamond non-skid
Rigging troughs - molded-in and oversized for easy access
Aluminum framework - custom fabricated powder coated using premium marine grade materials
Wire harnesses - manufactured in-house using marine grade
Circuit protection - circuit breakers or fuses protect all electrical circuits
Heavy-duty rub rail with 316 stainless steel insert and end caps
316 Cast stainless steel and chrome plated fasteners for additional corrosion and stain resistance
All hardware bedded or gasketed to resist corrosion
Bonding zinc plate
Heavy-duty, welded bow and stern eyes, bedded and sealed in polyurethane
Bronze high speed intake strainers

CONSOLE/HARDTOP
Garmin digital switching system with touch screen system control
Patented sliding windshield with tempered glass & intelligent wiper and wash system
Console glove box/storage bin
Console handrail
Console power port & USB charging ports
Stainless steel drink holders (2)
Compass
Recessed storage area on dash top
Stainless steel steering wheel
Footrest at helm
Head compartment with toilet, holding tank, lighting, storage, flooring, opening portlight, wall mounted removable trash can, and door
Integrated hardtop & windshield frame
Fiberglass hardtop with molded in handrail & drainage trough, aluminum powder-coated frame with hand holds, LED lights, spreader lights, electronics box, lifejacket holder, and rod holders (6)
Premier audio package – Fusion control head with Bluetooth & JL M-series speakers (6), includes JL amplifier & subwoofer
Canvas life jacket storage in hardtop

Everglades®

DECK & COCKPIT
Opening anchor hatch with electric windlass, tool storage, integrated through the stem anchor chute
Stainless steel plow anchor with 200ft 1/2"-8 Plait Rope with 10ft 1/4" chain with swivel
Cushioned bow seating with removable backrests, cup holders (8), USB chargers, and opening hatches with storage
Bow casting platform with recessed in deck storage that transforms into a sun pad with filler cushion and a bow table with pedestal
Cushioned forward console seating with armrests and opening lid with 23 gallons of insulated beverage storage
Under gunnel storage boxes (3) with dedicated rope hook storage
6" pull-up cleats cast 316 stainless steel & through bolted (6)
Low profile aluminum powder-coated bow rails
Rotating dual helm seat and mezzanine seating with armrests and flip-down footrest, bolstered leaning post with tackle storage and cupholders
Anti-fatigue helm pad – mocha or storm gray
Side utility door with integrated gate and oversized stainless steel hardware
Coaming bolsters around the full perimeter of the deck
Bilge access hatch with stainless steel hardware and drainage
Stainless steel folding aft bench seats (2)
Transom insulated cooler box – 25 gal
Cooler mounted removable trash can
Oversized cockpit drains with stainless steel grates
Integrated swim platform (2) with telescoping ladder (1), 316 stainless steel ladder handrail
Stainless steel quick release fender pins (4)

FISHABILITY
Single level cockpit floor with 360° gunwale access for fishability
Insulated circulating livewell with light & clear acrylic lid with stainless steel friction hinges & latch – 25 gal
Insulated in-deck forward fish box with macerator pump out – 60 gal
Insulated transom fish box – 35 gal
Deck coaming mounted stainless steel rod holders (11) with drainage
Deck coaming mounted stainless steel combination rod/cup holders (4)
Hardtop mounted rod holders (6)
Under gunwale power ports (2)
Leaning post with rigging surface & dedicated tackle tray storage
Tackle storage box under helm seat with dedicated tackle tray, leader and tool storage
Eight foot long under gunwale rod & gaff storage racks with powder coated toe rail
Raw and fresh water wash down systems

MECHANICAL & ELECTRICAL
Automatic bilge pumps 2000 GPH (2)
High-water alarm
LED anchor light & navigation lights
LED full spectrum lighting
LED courtesy lighting
Electric horn
Engine starting battery bank (2) with charging system
House battery bank with charging system
Stainless steel trim tabs with position indicator and auto retract (single cylinder)

Optional Features

OPTIONS
Light bar – 18" Low profile hardtop mounted
Ladder for side access reboarding door with dedicated storage
JL speakers LED M6 upgrade
LED underwater lights (2)
Heavy-duty tow eye
Zipwake interceptor style trim tabs with automatic trim & roll control (replaces standard tabs)
Fishing Package: Outrigger package – Gemlux collapsible 18ft poles with Deluxe adjustable bases and double rigging kit, storage unit located under the helm seat on the port side, (storage excluded with SKI option), second live well with pump (replaces aft port cooler box), rod/cup holders at helm seat (2)
Gyroscopic Stabilizer - Seakeeper 1 (removes tackle storage under helm seat standard & optional)
Teak accent package – bow storage trim, bow ladder-back backrests, helm dash, dive door gate
Auto engine flushing system
Structural support for Seakeeper 1
Starlink Maritime, includes audio and visual package

CANVAS & UPHOLSTERY
Upholstery colors: solid white, coconut tan, or flint gray
Canvas colors: black, blue, silver, tan and white
Canvas package: Helm seat cover, forward console seat cover, console cover, bow seat accent covers
Mooring cover
Mediterranean bow shade - white

GEL COAT & PAINT
All gel coat color options can be to the waterline or complete hull
Hardtop undersides can be matched to hull color (gel coat only)
Ice Blue, Major Blue, Whisper Green, Whisper Gray
See your local dealer for an Everglades Awlgrip paint chart
Premium powder coating to match hull color (gelcoat only)
Black powder coating

ENGINE PACKAGE
Yamaha Twin 300hp with DES (white)
Yamaha 250hp Twin
Mercury 250hp Twin
Custom Painted Engine
Yamaha Helm Master EX with DES & Auto pilot
Yamaha Helm Master EX with DES & Auto pilot & Joystick


ELECTRONICS
Garmin Prime Package: VHF, Single Display GPSMAP 8616xsv Chart Plotter, B175HW Transducer
Garmin Elite Package: VHF, Dual Display GPSMAP 8616xsv Chart Plotter, B175HW Transducer
Garmin Premium Package: VHF, Dual Display GPSMAP 8616xsv Chart Plotters, B175H Transducer, B175L Transducer, Radar Fantom 24 Radome
GXM 54 SiriusXM marine weather receiver & audio (requires subscription)



315cc

Cutting-Edge Design Meets Performance

A seamless blend of precision engineering, unparalleled performance, and yacht-like elegance, nestled in the center of Everglades Boats' illustrious fleet.





The 315cc is a versatile and powerful vessel designed for those who demand both comfort and performance on the water. This meticulously crafted boat features a spacious deck layout that maximizes functionality and comfort, making it ideal for both serious fishing expeditions and relaxed family outings. The 315cc is equipped with advanced navigation and control systems at the ergonomic helm station, ensuring a seamless and enjoyable boating experience. Its deep-V hull and patented RAMCAP construction provide unmatched stability and a smooth ride, even in challenging sea conditions, ensuring that every journey is both comfortable and safe.

With twin outboard engines, the Everglades 315cc delivers impressive speed and agility, allowing you to navigate to your favorite fishing spots or coastal destinations with ease. The boat is fully outfitted with premium fishing amenities, including a large livewell, multiple rod holders, and ample storage for gear, catering to the needs of dedicated anglers. Yacht-like features such as plush seating, a high-quality sound system, and an innovative hardtop with integrated storage enhance the overall boating experience, making it perfect for both sport and leisure. With a focus on safety, the 315cc includes features like automatic bilge pumps and a robust RAMCAP hull design, providing peace of mind for offshore adventures. The Everglades 315cc is more than just a center console boat; it's a statement of quality and a gateway to unforgettable maritime experiences.

Everglades®





315cc Offshore Center Console Boat

Weight w/ Options
14,250 LBS

Max HP Capacity
800HP

Fuel Capacity
300 GAL

LOA w/ Engine
33'9"

Beam
10'4"



Everglades®



Designed to Cater to You

This center console was designed around the latest maritime technology. Advanced Garmin dual displays pair seamlessly with Zipwake trim tab system, an optional Seakeeper 2, optional Seakeeper Ride 600 trim tab system, and your choice of either Mercury or Yamaha power.



Fish Harder

A robust fishing package equips you with Gemlux 18 ft outriggers with a double rigging kit and quick cam cleats, 6 rod holders in the forward console and 4 in the console interior, a removable filet table with storage, and so much more to keep you fishing harder.



Crafted for Convenience

Standard on the Everglades 315cc is a meticulously designed mezzanine seat and cooler combination—your perfect companions for relishing the sunsets or sharing laughter with friends.

Standard Features

CONSTRUCTION
Unsinkable
Lifetime hull warranty and 3 year component warranty
Variable deadrise deep V-hull
Patented closed molded RAMCAP® construction process with high density, closed cell, structural foam flotation
NMMA Certified
Self-bailing cockpit
No wood construction
Hull laminate - premium gel coat, vinyl-ester barrier and knitted bi-axle fiberglass
High density composite transom
Hull liner and deck mated perfectly for a rigid one-piece construction, adding to its long term durability
Hull liner finished inside
Molded-in diamond non-skid
Rigging troughs - molded-in and oversized for easy access
ABS backing used to receive self tapping screws and bolts
Aluminum framework - custom fabricated in-house meeting stringent standards, sand blasted then powder coated using premium marine grade materials
Gunwale boards - all hand laid and extra heavy duty
Wire harnesses - manufactured in-house using marine grade, tinned copper wire, high grade heat shrink connectors and waterproof deutsch plugs
Torque spec tightening on all terminals
Circuit protection - circuit breakers or fuses protect all electrical circuits
Heavy-duty rub rail with 316 stainless steel insert and end caps
316 Cast stainless steel and chrome plated fasteners for additional corrosion and stain resistance
All hardware bedded or gasketed to resist corrosion
Upholstery – extra heavy vinyl with acrylic top coat, Tenara thread, and anti-mildew backing – adhered to high density plastic backing (no wood) with flow through foam cushions
Bonding zinc plate
Heavy-duty, welded bow and stern eyes, bedded and sealed in polyurethane
Bronze high speed intake strainers

CONSOLE/HARDTOP
Console glove box/storage bin
Console handrail
Digital Switching with touch screen control
Console power port & USB charging ports
Stainless steel drink holders (2)
Recessed storage area on helm face, recessed storage area on dash top with inductive cell phone chargers (2)
Stainless steel steering wheel
Integrated hardtop & windshield frame
Patented sliding windshield with tempered glass & intelligent wiper and wash system
Footrest at helm
Fiberglass hardtop with molded in handrail & drainage trough, aluminum powder-coated frame with hand holds, overhead LED lights (4), spreader lights (4), electronics access hatch, rod holders (6)
Canvas life jacket storage in hardtop
Light bar – 18" low profile hardtop mounted
Head compartment with sink, toilet, teak head cover, holding tank, macerator, lighting, in floor storage with hatch, flooring, retaining rail, teak storage shelf, opening portlight, & lockable door
Cushioned forward console lounge seating with armrests, cup holders (2) & extra large storage compartment with a divider, dedicated fender, rope, and casting platform storage

DECK & COCKPIT
Anchor locker with rope hold & fixed cleat and anchor lanyard
Electric windlass, dedicated tool storage, integrated through the stem anchor chute, 200' of 1/2" 12 Plait Rope with 10' of 1/4" chain with stainless steel swivel and plow style anchor
Split bow seating with cushions, cup holders & storage
Under gunnel storage boxes (4), line storage hooks
Bench style helm seat with arm rests and hand rails
Anti-fatigue mat at helm
Aft facing mezzanine seating with folding bolsters, arm rests, hand rails, 22 gallon insulated storage tub and tackle storage bin (2)
Stainless steel quick release fender pins (4)
Side utility door with integrated gate and oversized stainless steel hardware
Ladder for side access reboarding door with dedicated storage
Bilge access hatch with drainage
Stainless steel folding aft bench seats (2)
10" pop-up cleats cast 316 stainless steel & through bolted (6)
Stainless steel drink holders (12)
Oversized recessed cockpit drains with stainless steel covers
Bow casting platform with filler cushion transformable to bow table with pedestal with dedicated storage
Coaming bolsters around entire perimeter of deck
Flush style motor well with Integrated swim platforms (2) with handrails (2) and telescoping ladder (1)
Low profile aluminum powder-coated bow rails
Anti-fatigue helm pad – mocha or storm gray
Premier audio package – Fusion 770 control head with Bluetooth & JL M-series speakers (8), includes JL amplifier & subwoofer

Standard Features

FISHABILITY
Single level cockpit with unobstructed 360 degree perimeter access
Dual transom mounted circulating live wells with light, clear acrylic lid, stainless steel friction hinges & latch – 25 gal each
Forward 80 gallon insulated in deck fish box with macerator pump and overboard discharge
Dual 40 gallon insulated in deck fish boxes with macerator pump and overboard discharges
Stainless steel rod holders (12) bedded & through bolted
Stainless steel combination rod-cupholders (4) bedded & through bolted
Under gunwale rod racks (4) with toe rails (2)
Under gunwale power ports (2)

MECHANICAL & ELECTRICAL
Interceptor style Zipwake trim tab system with automatic leveling & roll control
Dual bilge pumps
High-water alarm
LED anchor light
LED navigation lights
Compass
Electric horn
Battery charger
Batteries AGM (4), two engine start and two house batteries
Full color spectrum hardtop & deck courtesy lighting
Pull out fresh-water shower
Fresh and salt water wash down hoses stored in flush mounted retractable hose reels

Optional Features

OPTIONS
Teak Accent Package - Bow Storage Trim, Bow Backrests, Helm Dash, Dive Door Gate, Mezzanine Seat Accents (eliminated with rigging station)
Fishing Package - Gemlux 18ft Outrigger Package with Double Rigging Kit & Quick Cam Cleats, Rod Holders in Fwd Console (6) & Console Interior (4), Removable Filet Table with Storage
Rigging Station (replaces mezzanine seating)
Trolling Motor Pre-Rig (includes receptacle, wire harness, & backing for mounting)
Seakeeper 2 Gyroscopic Stabilizer
Structural Support Only for Seakeeper 2
Heavy-Duty Tow Eye
Helm Seat Upgrade - Two Release Marine Teak Ladder Back Seats with Sliders & Accents— Replaces Standard Bench Style Seat
Freezer Plate for Mezzanine Tub or Rigging Station Cooler
Mediterranean Bow Shade
Seakeeper Ride 600 Trim Tab System, replaces Zipwake trim tab system
Underwater Lights (2), Spectrum Quattro, RGBW
LED Speaker Upgrade
Auto Engine Freshwater Flush System
Light Bar Upgrade (Triple Light Bars Mounted to Hardtop)
Carbon Fiber Steering Wheel
Starlink Maritime, Includes Audio & Visual Package

CANVAS & UPHOLSTERY
Upholstery colors: solid white, coconut tan accent, or flint gray accent
Canvas color options: black, blue, silver, tan and white
Canvas Package - Console Cover, Forward Console Seat Cover, Helm Seat Cover, Bow Seating Accent & Backrests Covers, Mezzanine Seat or Rigging Station Cover
Mooring cover
Mediterranean bow shade with poles and storage bag

GEL COAT & PAINT
Hardtop undersides can be matched to hull color (gel coat only)
Hull side gel coat color Ice Blue, Major Blue, Whisper Green, Whisper Gray
Black gel coat on hull bottom
See your local dealer for an Everglades Awlgrip Paint Chart
Black Powder Coating
Powder Coating to Match Hull Side Color (Gel Only)

ENGINE PACKAGE
Twin Mercury V10 400HP
Yamaha Twin 300hp w/ DES
Yamaha Twin 350hp w/ DES
White or Custom Painted Engine
AutoPilot & Joystick

ELECTRONICS
Prime Package - VHF, Dual Display GPSMAP 8616 Chart Plotter, B175HW Transducer
Elite Package - VHF, Dual Display GPSMAP 8616 Chart Plotters, B175H Transducer, B175L Transducer, Radar 24 Radome
Premium Package - VHF, Dual Display GPSMAP 8622 Chart Plotters, B175H Transducer, B175L Transducer, Radar Fantom 54
GXM 54 SiriusXM marine weather receiver & audio (requires subscription)



335cc

Take Command on the Water

The latest testament to Everglades' progression of offshore center consoles, designed with next-generation innovation, fishing amenities, and yacht-like accents.





The 335cc retains its offshore and near-shore dominance with its proven hull design built with exclusive RAMCAP technology, providing the most stable and comfortable ride on the market. Combined with an optional SeaKeeper boat stabilization system, fisherman-friendly deck layout, and unmatched fit-and-finish, the new 335cc redefines what you should expect from a mid-sized offshore center console.

Next generation features, options, innovations, and yacht-like touches. New for the 335cc, owners can outfit their center console's aft space to favor entertaining guests with a choice of the new rear-facing mezzanine seats. If hardcore fishing excursions are more your pace, you can select a tournament-ready fish station. Additional upgrades include a modern black helm dash, digital switching, larger display options, a super-wide dive door, a retractable bow table, and Everglades' rich teak accents and finishes.





335cc Offshore Center Console Boat

Weight w/ Options
15,850 LBS

Max HP Capacity
850HP

Fuel Capacity
306 GAL

LOA w/ Engine
35'10"

Beam
10'8"



Everglades®



Comfort and Visibility

Aft facing mezzanine seating with folding bolsters, arm rests, handrails, insulated storage, and a tackle storage bin provide relaxation and utility while also providing a place to comfortably view your kids at the sandbar.



Only The Best Maritime Technology

The Everglades 335cc was recently updated to include the most state-of-the-art technology. The command center now features digital switching on dual Garmin 16" or 22" displays with high definition touch screen capabilities.



Extra Stability When You Want It

The 335cc's RAMCAP hull already provides the most stable offshore platform, but you have the option to add additional stability with a SEAKEEPER 2 gyroscopic stabilizer to significantly reduce roll and increase comfort aboard your vessel.

Standard Features

CONSTRUCTION
Unsinkable
Lifetime hull warranty and 3 year component warranty
Variable deadrise deep v-hull
Patented closed molded RAMCAP® construction process
NMMA Certified
Self-bailing cockpit
No wood construction
Hull laminate - premium gel coat, vinyl-ester barrier and knitted bi-axle fiberglass
High density composite transom
Hull liner and deck mated perfectly for a rigid one-piece construction, adding to its long term durability
Hull liner completely finished inside
Molded-in diamond non-skid
Rigging troughs - molded-in and oversized for easy access
ABS backing used to receive self tapping screws and bolts
Aluminum framework fabricated in-house, sand blasted then powder coated using premium marine grade materials
Gunwale boards -all hand laid and extra heavy duty
Wire harnesses - manufactured in-house using marine grade, tinned copper wire, high grade heat shrink connectors and waterproof deutsch plugs
Torque spec tightening on all terminals
Circuit protection - circuit breakers or fuses protect all electrical circuits
Heavy-duty rub rail with 316 stainless steel insert and end caps
316 cast stainless steel and chrome plated fasteners for additional corrosion and stain resistance
All hardware bedded or gasketed to resist corrosion
Upholstery - extra heavy vinyl with acrylic top coat, Tenara thread, and anti-mildew backing— adhered to high density plastic backing (no wood) with flow through foam cushions
Heavy-duty, welded bow and stern eyes, bedded and sealed in polyurethane
Stainless steel quick release fender pins (4)
Bronze high speed intake strainers
Transhield shipping cover

CONSOLE
Patented hydraulic sliding windshield with tempered glass and intelligent wiper & washer system
Digital Switching with touch screen control
Console glove box/storage bin
Console power port 20A - 12VDC
Compass
Stainless steel steering wheel
Molded-in fiberglass footrest at the helm
China bowl head with macerator and holding tank and teak cover
Sink with shower in head



HARDTOP
Fiberglass hardtop with aluminum powder-coated frame includes LED lights, spreader lights, electric sliding windshield, electronics box, rod holders
Premier audio package - Fusion 770 control head with Bluetooth & JL M-series speakers, JL amplifier and subwoofer

DECK/COCKPIT
Anchor locker with rope hold, anchor storage & fixed cleat
300ft 5/8 - 8PLAIT 15ft 5/16 chain with swivel and anchor
Full spectrum LED lights
Anti-Fatigue helm pad - mocha or storm gray
10" pull-up cleats cast 316 stainless steel & through bolted (6)
Stainless steel drink holders
Recessed cockpit drains
Low profile aluminum powder-coated bow rails
Powder-coated toe rails
Side utility door with integrated gate, coaming bolster, cup holders (2), ladder mount and oversized stainless steel hardware
Collapsible stainless steel reboarding ladder with dedicated storage holder
High/Low electric bow filler table
Triple Pompanette helm seats with armrests and adjustable bolsters
Mezzanine seating with insulated cooler tub, opening lid, footrest, port & starboard tackle storage boxes, cup holders & inductive cell phone chargers (2)
Cockpit coaming bolsters
Forward console seating with insulated cooler tub and opening lid
Bow seating with convertible backrests and storage
Folding stern seats

FISHABILITY
Circulating livewell with light & clear acrylic lid with stainless steel friction hinges and latch - 37gal
Fish box (aft) with removable dividers - 82gal
Macerated Fish box (fwd.) - 129gal
Stainless steel rod and rod/cup holders (11)
Transom split rod rack
Under gunwale power ports - 30A
Starboard under gunwale rod racks with toe rail
Fresh water sink with sprayer

MECHANICAL & ELECTRICAL
Automatic bilge pump(s)
High-water alarm
LED full spectrum lighting
LED anchor light & navigation lights
LED docking lights
LED courtesy lighting
Electric horn
Engine starting battery bank with charging system
House battery bank with charging system
Humphrees Lighting Interceptor style trim tabs with automatic trim and list control
Raw & fresh-water washdown hoses with sprayers on flush mounted retractable hose reels

Optional Features

OPTIONS
Light bar 18"
Gyroscopic stabilizer Seakeeper 2
Structural support for Seakeeper 2
Freezer plate for mezzanine seat
JL M6 Series LED Speaker upgrade
Heavy-duty tow eye
Automatic Engine Freshwater Flush System
Carbon Fiber Steering Wheel
First Mate, Multi-Engine, Mercury
Full Upper station: Auto pilot & joy stick, sun top, (2) drink holders, folding helm seat bolsters, stainless steel grab rail, glove box, Garmin GHS II wired handset, Garmin 8616 Additional screen
GEMLUX® Outrigger package - 18’ poles
Teak Accent Package - Bow ladder-back backrests, helm dash, diver door gate
Release Teak ladder back helm seats package
Tackle Center Rigging Station (replaces mezz seating) - sink w/ fiberglass lid and cutting boards (2), tilt storage bins (2), storage for tackle trays
Underwater Lights, RGBW (2) transom mounted

CANVAS & UPHOLSTERY
Upholstery colors: solid white, flint gray accent, or coconut tan accent
Canvas colors: black, blue, silver, tan and white
Canvas package: helm seat cover, forward console, helm seat, mezzanine seat
Cockpit cover
Mooring cover
Mediterranean bow shade - white

GEL COAT & PAINT
All gel coat color options can be to the waterline or complete hull
Hardtop undersides can be matched to hull color (gelcoat only)
Ice Blue, Major Blue, Whisper Green, Whisper Gray
See your local dealer for an Everglades Awlgrip® paint chart
Premium powder coating to match hull color (gelcoat only)
Black powder coating

ENGINE PACKAGE
Mercury Twin 400hp (Cold Fusion White)
Yamaha Twin 450hp with Helm Master EX
Yamaha Twin 350hp w/ DES
Yamaha Twin 300hp w/DES (not available with Seakeeper and Upper Station options)
Auto Pilot & Joystick

ELECTRONICS
Garmin Prime Package: VHF 315, AIS 800, Dual Displays GPSMAP® 8616xsv Chart plotter, BH175HW Transducer
Garmin Elite Package: VHF 315, AIS 800, Dual Displays GPSMAP® 8616xsv Chart plotter, Chirp Transducers B175H & B175L, Radar Fantom 54
Garmin Premium Package: VHF 315, Transceiver AIS 800, Dual Displays GPSMAP® 8622xsv Chart plotter, Chirp Transducers B175H & B175L, Radar Fantom 54
GXM 54 SiriusXM marine weather receiver & audio (requires subscription)



375cc

Elevate Your Boating Experience

Crafted for both performance and comfort, the Everglades 375cc offers an unforgettable journey on the water, whether you're fishing or enjoying family adventures.





Designed to elevate your boating experience, the newest addition to our renowned 5-series center console lineup is the Everglades 375cc. This cutting-edge center console is engineered for performance, comfort, and versatility. Whether you're an avid angler or a family seeking adventure on the water, the 375cc offers everything you need for the ultimate boating journey.

Ample seating, including a forward lounge, spacious bow seating, and mezzanine seating are accompanied by generous fish box storage, twin livewells, and a redesigned second station. Lockable rod storage is available on both port and starboard, dual dive doors for easy access, and a spacious cabin with a bunk and enclosed head go above and beyond to offer you the best boating experience possible!





375cc Offshore Center Console Boat

Weight w/ Options

19,000 LBS

Max HP Capacity

1,200HP

Fuel Capacity

403 GAL

LOA w/ Engine

40'1"

Beam

10'10"





Deluxe Boating Experience

The 375cc was designed with comfort in mind. Elegantly appointed seating can be found from bow to stern, along with lifestyle amenities like cup holders, insulated drink boxes, wireless phone chargers, and even air conditioning at the cabin, head, helm, and mezzanine areas.



Finished Interior

The spacious cabin on this center console provides cushioned seating that transforms into a twin sized berth to allow you to enjoy your boat even longer. Also included is an enclosed head with macerator, shower wand, solid surface countertop with sink, and more.



Immense Fishing Capabilities

Staying true to our fishing DNA, this boat is packed with fishing features to ensure your fishing success. Dual transom mounted circulating livewells, insulated in deck fish boxes, over 20 rod holders, lockable rod and gaff storage, and a redesigned second station are only a few of the features this boat boasts.

Standard Features

CONSTRUCTION
Unsinkable
Lifetime hull warranty and 3 year component warranty
Variable deadrise deep v-hull
Patented closed molded RAMCAP® construction process with high density, closed cell, structural foam flotation
NMMA Certified
Self-bailing cockpit
No wood construction
Hull laminate - premium gel coat, vinyl-ester barrier and knitted bi-axle fiberglass
High density composite transom
Hull liner and deck mated perfectly for a rigid one-piece construction, adding to its long-term durability
Hull liner completely finished inside
Molded-in diamond non-skid
Rigging troughs - molded-in and oversized for easy access
ABS backing used to receive self tapping screws and bolts
Aluminum framework fabricated in-house, sand blasted then powder coated using premium marine grade materials
Gunwale boards - hand laid and extra heavy duty
Wire harnesses - manufactured in-house using marine grade, tinned copper wire, high grade heat shrink connectors and waterproof deutsch plugs
Torque spec tightening on all terminals
Circuit protection - circuit breakers or fuses protect all electrical circuits
Heavy-duty rub rail with 316 stainless steel insert and end caps
316 cast stainless steel and chrome plated fasteners for additional corrosion and stain resistance
All hardware bedded or gasketed to resist corrosion
Upholstery - extra heavy vinyl with acrylic top coat, Tenara thread, and anti-mildew backing— adhered to high density plastic backing (no wood) with flow through foam cushions
Bonding zinc plate
Heavy-duty, welded bow and stern eyes, bedded and sealed in polyurethane
Bronze high speed intake strainers

CABIN
L shaped cushioned seating with foldable backrest & removable storage bin
Slide out filler cushion to create twin sized berth
Wood grained storage cabinet to port with doors and solid surface
Solid surface steps with treads
Fishing rod rack storage along aft wall (replaced by storage cabinet if electrical convenience package is selected)
Finished flooring with bilge access hatchl
Lockable cabin entry door with stainless hardware
Led lighting
Fixed window forward
Carbon monoxide detector
Smoke detector
Latching Access hatches to console electronics
Grab Rail
Drink Holders & solid surface accent

ENCLOSED HEAD
Lockable sliding door
Opening port light
Shower Wand
China-bowl head with macerator and 20 gallon holding tank
LED lighting
Solid surface countertop with sink
Mirror
Multi-pronged storage hooks (3)

CONSOLE/HARDTOP
Console glove box/storage drawer
Console handrails (2)
Digital Switching with touch screen control
Console power port & USB charging ports
Stainless steel drink holders (4)
Recessed storage area on dash top with inductive cell phone chargers (2)
Stainless steel steering wheel with adjustable base
Integrated hardtop & windshield frame
Patented sliding windshield with tempered glass & intelligent wiper and wash system
Footrest at helm
Fiberglass hardtop with molded in handrail & drainage trough, aluminum powder-coated frame with hand holds, overhead LED lights (7), spreader lights (4), electronics access hatch, hardtop access hatch, rod holders (8)
Cushioned forward console lounge seating with armrests, handrails (2) & cup holders (2)
Light Bar Mounted to Hardtop

Standard Features

DECK/COCKPIT
Anchor locker with rope hold, fixed cleat and anchor lanyard
Electric windlass, dedicated tool storage, integrated through the stem anchor chute, 300' of 5/8" 8 Plait Rope with 15' of 5/16" chain with 22lb stainless steel swivel and plow style anchor and swivel
Split bow seating with cushions, backrests, cup holders & storage
Insulated drink box under starboard bow seating
Under gunnel lockable fishing rod storage boxes (2), line storage hooks
Triple bucket style helm seats arm rests and bolsters
Fold down platform with anti-fatigue mat for added height at the helm
Aft facing mezzanine seating with handrails (2), cup holders (2), insulated storage tub, tackle storage bins (2), and wireless phone chargers (2)
Stainless steel quick release fender pins (4)
Dual stainless steel, fold out cockpit seats with articulating backrests
Dual side utility door with integrated gates and oversized stainless-steel hardware
Ladder for side access reboarding door with dedicated storage (1)
Bilge access hatch with drainage
10" pop-up cleats cast 316 stainless steel & through bolted (6)
Stainless steel drink holders
Oversized recessed cockpit drains with stainless steel covers
Bow casting platform with filler cushion transformable to bow table with pedestal with dedicated storage
Coaming bolsters around entire perimeter of deck
Flush style motor well with handrails (2) and telescoping ladder (1)
Low profile aluminum powder-coated bow rails
Anti-fatigue helm pad
Oversized powder coated aluminum aft hard top supports with hand holds
Premier audio package – Fusion 770 control head with Bluetooth & JL M-series speakers (8), includes JL amplifier & subwoofer

FISHABILITY
Single level cockpit with unobstructed 360-degree gunnel access
Dual transom mounted circulating live wells with light, clear acrylic lid, stainless steel friction hinges & latch – 25 gal each
Forward insulated in deck fish box (55 gals) with macerator pump and overboard discharge
Dual insulated in deck fish boxes (30 gals each) with macerator pumps and overboard discharges
Aft insulated fish box (60 gals) with dividers
Flush mounted stainless steel rod holders (16) bedded & through bolted
Flush mounted stainless steel combination rod-cupholders (2) bedded & through bolted
Hardtop mounted rod holders (8)
Under gunwale storage racks with toe rails (2)
Lockable rod & gaff storage

MECHANICAL & ELECTRICAL
Interceptor style trim tab system with automatic leveling & roll control
High-capacity bilge pumps (3), two aft and one forward
High-water alarm
Sump for gray water system
LED anchor light
LED navigation lights
Full color spectrum LED hardtop & deck courtesy lighting
Compass
Electric horn
Dedicated engine starting battery bank with charging system
Dedicated house battery bank with charging system
Pull out fresh-water shower
Fresh and saltwater wash down hoses stored in flush mounted retractable hose reels
110V 30A system with 50' shore power cord

Optional Features

OPTIONS
Upper station: collapsible with sun-top, ladder, drink holders, rod holders (5), folding helm seat bolsters, helm controls, VHF and Garmin 9219
Teak Accent Package - Bow Storage Trim, Bow Backrests, Helm Dash, Dive Door Gate
Fishing Package - Gemlux 18ft collapsible, carbon fiber outrigger Package with double rigging kit & quick cam cleats, rod holders in forward console (6), removable fillet table with storage
Rigging Station with sink & tackle storage (replaces mezzanine seating)
Seakeeper 3 Gyroscopic Stabilizer
Structural support only for Seakeeper 3
Tow package with Heavy-Duty Tow Eye, additional clam shell drain covers, strobe light & audible bilge alarm
Helm Seat Upgrade - Three Release Marine Teak Ladder Back Seats with Sliders
Underwater Lights (2), Spectrum Quattro, RGBW
LED Speaker Upgrade
Auto Engine Freshwater Flush System Yamaha Twin
Auto Engine Freshwater Flush System Yamaha Triple
Auto Engine Freshwater Flush System Mercury Triple
Triple Light Bars Mounted to Hardtop (Replaces single light bar)
Carbon Fiber Steering Wheel
Electrical convenience package, 8kw generator with 20-gallon diesel tank, air conditioning for cabin, head, helm, mezzanine and helm seat area, 5-gallon water heater, microwave, upper & lower storage cabinets with solid surface and main distribution panel (replaces rod storage in cabin), Dual 110V 30A system with 50' shore power cords, Flat screen television with remote
Chiller Plate Package – includes chiller plate in transom fish box and mezzanine tub (mezzanine tub eliminated with rigging station option) (Must select Electrical convenience package option)
Winterization option
Under gunnel power ports – 30A (4)
Electrically actuated valves on thru hulls for waste system and generator (if selected)
Interior high gloss teak table with pedestal and storage

CANVAS & UPHOLSTERY
Upholstery colors: solid white, coconut tan accent, or flint gray accent
Canvas colors: black, blue, silver, tan and white
Canvas Package - Console Cover, Forward Console Seat Cover, Helm Seat Cover, Bow Seating Accent & Backrests Covers, Mezzanine Seat or Rigging Station Cover
Mediterranean bow shade white
Retractable hardtop mounted stainless steel cockpit shade - white
Mediterranean bow shade - white

GEL COAT & PAINT
Hardtop undersides can be matched to hull color (gel coat only)
Hull side gel coat color Whisper Gray, Ice Blue, Whisper Green, and Medium Gray
Black gel coat on hull bottom
Painted hull sides nonmetallic
Painted hull sides metallic
Custom Painted Engine
Engine Mohawk
Black Powder Coating
Powder Coating to Match Hull Side Color (Gel Only)

ENGINE PACKAGE
Yamaha Twin 450HP with Helm Master EX Joystick and Autopilot (White)
Yamaha Triple 300HP with Helm Master EX Joystick and Autopilot (White)
Yamaha Triple 350HP with Helm Master EX Joystick and Autopilot (White)
Mercury Triple V10 400HP with joystick and autopilot (Cold Fusion White)


ELECTRONICS
Prime Package – VHF 315, Dual Display GPSMAP 9219 Chart Plotters, B175HW Transducer
Elite Package – VHF 315, AIS 800, Dual Display GPSMAP 9219 Chart Plotters, B175H Transducer, B175LTransducer, Radar 24 Radome
Premium Package – VHF 315, AIS 800, Dual Display GPSMAP 9222 Chart Plotters, B175H Transducer, B175LTransducer, Radar Fantom 54
GXM 54 SiriusXM marine weather receiver & audio (requires subscription)
Starlink Maritime, includes audio and visual package, (requires subscription, must select electrical convenience package option)



395cc

Built for the Bold

Why settle when you can have it all? The Everglades 395cc is your ultimate fishing and leisure companion.





This magnificent vessel combines cutting-edge engineering with exquisite craftsmanship, making it a standout in its class. The 395cc features a spacious and meticulously designed deck, providing ample room for fishing, entertaining, and relaxation. With advanced amenities such as a state-of-the-art helm, plush seating, and an innovative hardtop with integrated storage, every detail of the 395cc is crafted to enhance your time on the water. Its deep-V hull ensures a smooth and stable ride, even in challenging conditions, making it the perfect companion for both serious anglers and leisure boaters alike.

The boat is equipped with top-of-the-line navigation and fishing technologies, including a sophisticated GPS system, fish finders, and ample rod storage, ensuring you have everything you need for a successful day on the water. Safety is paramount with features such as an unsinkable RAMCAP hull construction, ensuring peace of mind during your offshore adventures. The Everglades 395cc is not just a boat; it's a statement of elegance and power, designed for those who demand the best in boating excellence.

Everglades®





395cc Offshore Center Console Boat

Weight w/ Options
25,520 LBS

Max HP Capacity
1,350HP

Fuel Capacity
600 GAL

LOA w/ Engine
42'2"

Beam
12'



Everglades®



Everglades®



Experience a New Side of Boating

Air conditioned mezzanine and helm seating make your time on the water more enjoyable, so you can worry about the weather less and boat more!



More Than Just a Boat

This center console features a homey cabin with a concealed head and rain style shower with 76" of standing head room and a teak shower grate floor.



Protection From the Elements

Your RAMCAP hull will keep you safe in rough weather conditions, and a retractable cockpit sun shade will keep you protected from the elements above.

Standard Features

CONSTRUCTION
Unsinkable
Lifetime hull warranty and 3 year component warranty
Variable deadrise deep v-hull
Patented closed molded RAMCAP® construction process
NMMA Certified
Self-bailing cockpit
No wood construction
High density, closed cell, structural foam flotation
Hull laminate - premium gel coat, vinyl-ester barrier and knitted bi-axle fiberglass
High density composite transom
Hull liner and deck mated perfectly for a rigid one-piece construction, adding to its long term durability
Hull liner completely finished inside
Molded-in diamond non-skid
Rigging troughs - molded-in and oversized for easy access
ABS backing used to receive self tapping screws and bolts
Aluminum framework fabricated in-house, sand blasted then powder coated using premium marine grade materials
Wire harnesses - manufactured in-house using marine grade materials
Circuit protection - circuit breakers or fuses protect all electrical circuits
Heavy-duty rub rail with 316 stainless steel insert and end caps
316 cast stainless steel and chrome plated fasteners for additional corrosion and stain resistance
All hardware bedded or gasketed to resist corrosion
Heavy-duty, welded bow and stern eyes, bedded and sealed in polyurethane
Stainless steel quick release fender pins (6)
Bronze high speed intake strainers

ENCLOSED HEAD
Lockable wood finished door
Wood grained vanity cabinet with solid surface top, bowl style sink, stainless steel faucet, two pull out storage drawers and opening storage cabinet with stainless steel hardware
Mirror
Opening port light
Rain style shower with 76" of standing head room beneath and a teak shower grate floor
Water heater - 6gal
Toiletry storage compartment with acrylic door and stainless steel hardware
China-bowl head with folding teak cover, macerator and 17gal holding tank
LED Lighting

CABIN
U-shaped cushioned seating with actuated backrest
Full length bunk with filler cushion and storage to create oversized sleeping area
Wood grained storage cabinet with door, solid surface top and storage drawer
Microwave with wood grained cabinet, storage door and keeper rail
Wood grained stairs with finished wood treads and storage cabinet
Finished flooring with bilge access hatch
Lockable cabin entry door with stainless steel hardware
8K BTU Air conditioner
LED Lighting
Opening port lights (2)
Overhead glass skylight with 76" of standing headroom beneath
Carbon monoxide detector
AC/DC Main distribution panel
110VAC 30A Electrical system
32" Flat screen LED TV with remote

CONSOLE
Oversized electronics mounting area for triple 16" flush mounted displays
Garmin digital switching system with touch screen system control
Patented hydraulic sliding windshield with tempered glass and intelligent wiper & washer system
Tilt out personal items storage compartment
Tilt out switching panel with USB charger
Stainless steel handrails
Stainless steel cup holders with drainage (4)
Recessed storage area with inductive cell phone charger
Compass
Centerline mounted adjustable carbon fiber steel steering wheel
Wrapped stitched visor with recessed personal items storage area
Molded-in fiberglass footrest with mat and folding visibility platform
Helm Air conditioning with adjustable discharge vents (2)
Forward facing double lounge seat with armrests, cup holders, grab rails and USB charger
Vertical stainless steel rod holders (6) with drainage
Insulated storage compartment (87 quarts) with opening lid, hardware and drainage

Standard Features

HARDTOP
Fiberglass hardtop with non skid and dedicated electronics mounting surfaces
Hardtop mounted rod holders (6) with angled kingfish style rod holders (2)
Molded in hard top hand holds with integrated water management
Integrated heavy duty aluminum powder coated frame with hand rails
Access hatch with opening lid and hardware
Overhead skylight in hard top (eliminated with 2nd station option)
Aluminum powder coated ladder
Heavy duty aluminum powder coated aft supports with integrated hand rails
LED spreader lights (5)
Full spectrum flush mounted LED overhead lights (4)
Flush mounted red LED overhead helm lights (2)
Actuated remote controlled spotlight
Hinged access to electrical connections
Stainless steel dual trumpet air horn

DECK/COCKPIT
Gyroscopic stabilizer Seakeeper 3
35lb Stainless steel plow anchor with 300ft 5/8 - 8PLAIT & 15ft 5/16 chain with swivel
Electric windlass with remote, tool storage, integrated through the stem anchor chute & stainless steel cleat
Fresh and raw water washdown
Premier audio package - Fusion 770 control head with Bluetooth & JL M-series speakers, JL amplifier and subwoofer
Full spectrum LED lights
Anti-Fatigue helm pad - mocha or storm gray
10" pull-up cleats cast 316 stainless steel & through bolted (6)
Oversized cockpit drains with stainless steel grates
Low profile aluminum powder-coated bow rails
Powder-coated toe rails
Flush deck mounted electrically actuated table for bow seating
Combination rod and cup holders (11)
Stainless steel water, waste, gasoline and diesel deck fitting
Retractable boarding ladder at transom with stainless steel grab rail
Side utility door with integrated gate and oversized stainless steel hardware
Bilge access hatch with stainless steel hardware and drainage
In gunnel storage compartments (4) lighting and drainage, mesh nets, collapsible ladder with dedicated storage and dock line holders
Triple Pompanette helm seats with armrests and adjustable bolsters
Coaming bolsters around the full perimeter of the deck
Cushioned bow seating with articulating backrests port and starboard
Insulated bow seating storage tubs port and starboard with opening lids, lighting and drainage
Folding cockpit seats across full beam of transom

FISHABILITY
Single level cockpit with unobstructed 360 degree perimeter access
Pressurized circulating livewells (2) at 40 gallons each with redundant pump, opening lids with clear acrylic windows
Insulated in deck fishbox with lid, lighting and drainage - 112gal
Insulated transom fishbox with dividers, lid, hardware and drainage - 75gal
Rod holders (39)
Under gunwale power ports - 30A (2)
Under gunwale rod and gaff storage racks
Forward in gunwale rod storage compartments with doors (2) hardware, lighting and drainage
Tackle storage compartments port and starboard with doors, (5) storage drawers, (9) tackle trays, dedicated leader spool and tool storage (starboard tackle storage compartment replaced with rigging station option)
Outrigger quick-cam cleats
Hinged rigging station integrated into the aft fishbox with rod holder mounting base

MECHANICAL & ELECTRICAL
Automatic bilge pump: aft (2) - fwd. (1) 3700 GPH
Sump for gray-water system
High-water alarm
LED full spectrum lighting
LED anchor light & navigation lights
LED courtesy lighting
LED underwater Lights
Remote controlled spotlight
Engine starting battery bank with charging system
House battery bank with charging system
Freshwater tank - 50gal
Zipwake Trim Tabs with automatic trim control
Generator - Fischer Panda 5kw Diesel - 17gal
Shore power, (2)) 30 amp smart cords
Stainless steel Manifold Seawater pick up with four pump capacity, shut off valves and thru hull with seacock

MEZZANINE
Personal item storage drawers (2) (Eliminated with shock mitigating helm seat option)
Folding visibility platform with mat
Sink with lid and folding faucet for fresh hot and cold water (replaced with rigging station option)
Trash can with lid (replaced with rigging station option)
Integrated pull out shower for fresh hot and cold water
Elevated aft facing seating with folding footrest, cup holders (2), USB chargers (replaced with rigging station option)
Insulated storage tub (30 gal) with opening lid, lighting and drainage (replaced with rigging station option)
Full spectrum LED flush mounted lights (2)

Optional Features

OPTIONS
Light bar (deletes spotlight)
Rigging station: Includes drawer style refrigerator/freezer, dedicated leader & tool storage, removable cutting surfaces, freshwater sink with sprayer, cup holders, tackle storage drawers, 5 gallon bucket with dedicated storage (replaces aft mezzanine)
Freezer package for Mezzanine seat & aft box (aft fish box only if rigging station option is selected)
Air conditioning for Mezzanine seat and Helm seats (helm seats only if rigging station option is selected)
Light Package - Upper station
JL M6 Series LED Speaker upgrade
Teak accent (bright finish) at helm area
Interior high gloss teak table with pedestal and storage
Teak ladder back triple helm seat
Shock mitigating helm seat pedestals (3) SHOXSX4 - Replaces two storage drawers under helm seats
Grill, Electric with actuated with storage drawer - (replaces starboard livewell)
Under gunnel power ports - 30A (two additional in bow area)
GEMLUX® Carbon-fiber outrigger package - 22’ poles
Tower Mounted Marsh Tacky Outriggers
Automatic Engine Freshwater Flush System
Carbon Fiber Steering Wheel
Carbon/Teak Steering Wheel
Full Upper station: sun-top, drink holders, folding helm seat bolsters, stainless steel grab rail, glove box, Garmin GHS II wired handset, Garmin 8616 Additional screen
Starlink Maritime, Includes audio & visual package

CANVAS & UPHOLSTERY
Upholstery colors: solid white, coconut tan, or flint gray
Canvas colors: black, blue, silver, tan and white
Canvas package - helm seat cover, forward console seat cover, console cover, mezz seat cover & bow seat covers
Second station seat & console cover
Cockpit cover
Mooring cover
Retractable cockpit sun shade - white
Mediterranean bow shade - white

GEL COAT & PAINT
All gel coat color options can be to the waterline or complete hull
Hardtop undersides can be matched to hull color (gelcoat only)
Ice Blue, Whisper Green, Whisper Gray , Major Blue
See your local dealer for an Everglades Awlgrip® paint chart
Premium powder coating to match hull color (gelcoat only)
Black powder coating (Paints radar and satellite)

ENGINE PACKAGE
Yamaha Triple 450hp with Helm Master EX, Auto pilot & Joystick
Mercury Twin 600hp V12 Engines

ELECTRONICS
Garmin Premium Package: VHF 315, Transceiver AIS 800, Triple Displays GPSMAP® 8616xsv Chart plotter, Chirp Transducers B175H & B175L, Radar Fantom 54
Pocket Transducer PM265LM Chirp Airmar - Replaces Garmin BH175H and BH175L chirp transducers
GXM 54 SiriusXM marine weather receiver & audio (requires subscription)



455cc

Athletic Design. Exceptional Agility.

Explore the unrivaled performance of Everglades' Flagship





The Everglades 455cc is the epitome of premium performance in the world of center console boats. This vessel commands attention with its sleek lines and expert craftsmanship. Designed with the discerning boater in mind, the 455cc offers unparalleled comfort and convenience without compromising on functionality.

Equipped with cutting-edge technology and innovative features, the 455cc ensures a smooth and exhilarating ride on the water. Its spacious deck provides ample room for fishing, lounging, or entertaining guests, while the spacious cabin offers a retreat from the elements when needed. With a range of customizable options available, including top-of-the-line electronics, premium seating, and fishing amenities, the Everglades 455cc sets a new standard for center console boats, blending performance, craftsmanship, and versatility seamlessly.

Everglades®





455cc Offshore Center Console Boat

Weight w/ Options

33,500 LBS

Max HP Capacity

1,800HP

Fuel Capacity

683 GAL

LOA w/ Engine

48'8"

Beam

13'3"



Everglades®



Fishability from Bow to Stern

The most powerful fishing tool is your boat. The Everglades 455cc is adjourned with fishing features from bow to stern to ensure you're not scrambling when the fish are biting.



Second Station Designed to Impress

The second station on the 455cc was specially designed to complement the elegant design of this fishing battleship. With room for three and access to state-of-the-art technology, this second station can't be beat.



Stay Cool on the Water

Air conditioning in the cockpit and at the mezzanine seat transcend your center console expectations, ensuring your time on the water is as enjoyable as possible. A fully concealed and air-conditioned head with enclosed shower adds to the comfort and elegance of this offshore center console.

Standard Features

CONSTRUCTION
Unsinkable
Lifetime hull warranty and 3 year component warranty
Variable deadrise deep v-hull
Patented closed molded RAMCAP® construction process
NMMA Certified
Self-bailing cockpit
No wood construction
High density, closed cell, structural foam flotation
Hull laminate - premium gel coat, vinyl-ester barrier and knitted bi-axle fiberglass
High density composite transom
Hull liner and deck mated perfectly for a rigid one-piece construction, adding to its long term durability
Hull liner completely finished inside
Molded-in diamond non-skid
Rigging troughs - molded-in and oversized for easy access
ABS backing used to receive self tapping screws and bolts
Aluminum framework fabricated in-house, sand blasted then powder coated using premium marine grade materials
Wire harnesses - manufactured in-house using marine grade materials
Circuit protection - circuit breakers or fuses protect all electrical circuits
Heavy-duty rub rail with 316 stainless steel insert and end caps
316 cast stainless steel and chrome plated fasteners for additional corrosion and stain resistance
All hardware bedded or gasketed to resist corrosion
Heavy-duty, welded bow and stern eyes, bedded and sealed in polyurethane
Bronze high speed intake strainers

CABIN
U-shaped cushioned seating with actuated backrest
Storage beneath seating
High-low folding teak table that coverts to king berth
Galley with storage cabinets, solid surface top, glass bowl sink, microwave, refrigerator/freezer, storage drawers and access to electronics
Wood grained stairs with finished wood treads and storage cabinet
Finished flooring with bilge access hatch
Pantograph cabin entry door
12K BTU Air conditioner
LED Lighting
Skylight
Carbon monoxide and smoke detector
AC/DC Main distribution panel
110VAC 30A Electrical system
32" Flat screen LED TV with remote

ENCLOSED HEAD
Lockable wood finished door
Solid surface shelf with keeper rail
Mirror
Hooks & Storage
Opening port light
Skylight
Enclosed shower with a stainless steel shower head and teak shower grate floor
Water heater - 6gal
China-bowl head, macerator and 20gal holding tank
LED Lighting

CONSOLE
Oversized electronics mounting area for triple 22" flush mounted displays
Garmin digital switching system with touch screen system control
Patented hydraulic sliding windshield with tempered glass and intelligent wiper & washer system
Teak helm dash
Stainless steel handrails
Stainless steel cup holders with drainage (4)
Release Marine teak ladderback helm seats with armrests mounted on SHOX seat bases (3)
Recessed storage area with inductive cell phone chargers (2)
Compass
Centerline mounted adjustable carbon fiber steel steering wheel
Wrapped stitched visor with recessed personal items storage area
Pull out personal items storage drawer (2)
Sliding drawer helm step
Molded-in footrest with mat
Helm Air conditioning with adjustable discharge vents (4)
Forward facing triple lounge seat with armrests, cup holders, grab rails and inductive cell phone charger (2)
Vertical stainless steel rod holders (6) with drainage
Insulated storage compartment with lid, hardware and drainage

Standard Features

DECK/COCKPIT
Gyroscopic stabilizer Seakeeper 6
Stainless steel plow anchor with 575ft 5/8- 8PLAIT & 25ft 3/8 chain with swivel
Electric windlass with remote, tool storage, integrated through the stem anchor chute & stainless steel cleat
Fresh and raw water washdown
Fresh and raw water washdown outlets in the anchor locker
Premier audio package - Fusion 770 control head with Bluetooth & JL M-series speakers, JL amplifier and subwoofer
Anti-Fatigue helm pad - mocha or storm gray
10" pull-up cleats cast 316 stainless steel & through bolted (6)
Oversized cockpit drains with stainless steel grates
Low profile stainless steel bow rails
Flush deck mounted electrically actuated table that converts in to a casting platform
Combination rod and cup holders (10)
Stainless steel water, waste, gasoline and diesel deck fitting
Stainless steel gasoline fittings port & stbd
Stainless steel flush mounted rod holders bedded and through bolted (18)
Retractable boarding ladder at transom with stainless steel grab rail
Bilge access hatch with stainless steel hardware and drainage
In gunnel storage compartments (4) lighting and drainage, mesh nets, collapsible ladder with dedicated storage and dock line holders
Stainless steel quick release fender pins (6)
Port & stbd side access utility doors with integrated grate & oversized stainless steel hardware
Coaming bolsters around the full perimeter of the deck
Cushioned bow seating with port & stbd removable teak ladderback backrests
Insulated bow seating storage tubs port and starboard with opening lids, lighting and drainage - 30 gal each
Folding cockpit seats across full beam of transom
Bow seat-back storage pockets with storage recess

FISHABILITY
Single level cockpit with unobstructed 360 degree perimeter access
Pressurized circulating livewells (2) at 50 gallons each with redundant pump, opening lids with clear acrylic windows
Insulated in deck fishbox with lid, lighting & macerator pump out (2) - 22gal each
Insulated transom fishbox with dividers, lid, hardware and drainage (2) 75gal and 40gal
Insulated in deck fwd fishbox with lid, hardware, lighting and macerator pump out - 115gal
Rod holders (40)
Under gunwale power ports - 30A (4)
Under gunwale rod & gaff storage (2)
Tackle storage compartments port and starboard with doors, storage drawers, tackle trays, dedicated leader spool and tool storage and slide out trash can
Outrigger quick-cam cleats

HARDTOP
Fiberglass hardtop with non skid and dedicated electronics mounting surfaces
Mounting surface for dual 8616 chart plotters viewable from second row seating & cockpit
Hardtop mounted rod holders (6)
Molded in hard top hand holds with integrated water management
Integrated heavy duty aluminum powder coated frame with hand rails
Access hatch with opening lid and hardware
Aluminum powder coated ladder
Heavy duty aluminum powder coated aft supports with integrated hand rails
LED spreader lights (5)
Full spectrum flush mounted LED overhead lights (6)
Flush mounted red LED overhead helm lights (2)
Actuated remote controlled LED spotlight (deletes with light bar option)
Hinged access to electrical connections
Stainless steel dual trumpet air horn
Hardtop mounted rod holders (6)

MECHANICAL & ELECTRICAL
Automatic bilge pump: aft (2) - fwd. (1) 3700 GPH
Sump for gray-water system
High-water alarm
LED full spectrum lighting
LED anchor light & navigation lights
LED courtesy lighting
LED underwater Lights
Engine starting battery bank with charging system
House battery bank with charging system
Freshwater tank - 100gal
Zipwake Trim Tabs with automatic trim control (4)
Generator - Fischer Panda 15kw Diesel - 30gal
Shore Power, (1) 50 amp Smart cord
Automatic Engine Freshwater Flush System

MEZZANINE
Integrated pull out shower for fresh hot and cold water
Elevated aft facing seating with folding footrest, cup holders (2), USB chargers (2)
Insulated storage tub (30 gal) with opening lid, lighting and drainage
Full spectrum LED flush mounted lights (2)l
Second row forward facing Release Marine teak ladderback seats with armrest (3) and cupholders
Pull-out drawer storage under second row seating (2)
16K BTU air conditioning for mezzanine seat & second row seats

Optional Features

OPTIONS
Light bar (deletes spotlight)
Freezer package for mezzanine seat, port aft fish box, stbd aft box (stbd aft box freezer plate deletes with Transom rigging station option in chosen)
Freezer plate package for mezzanine seat only
Transom rigging station actuated high/low with sink & storage (replaces stbd aft box & deletes freezer plate for the box if freezer plate package option is selected)
Teak accents: forward console lounge, forward bow seating and dive doors
Bow thruster
Grill, Electric with actuated high/low storage drawer & solid surface - (replaces starboard livewell)
1First Mate, Multi-Engine, Mercury
GEMLUX® Carbon-fiber outrigger package - 22' poles
GEMLUX® Carbon Internal Rigged Outrigger Package - 22' poles
Cockpit rocket launcher - teak (high gloss) with stainless steel base
Full upper station: sun-top, drink holders, folding helm seat bolsters, stainless steel grab rail, glove box, light package, Garmin GHS II wired handset, Garmin 8616 additional screen, GHC 20 Marine auto pilot control unit, gas assist shocks, helm mat
Starlink Maritime, Includes audio & visual package

CANVAS & UPHOLSTERY
Upholstery colors: solid white, coconut tan, or flint gray
Canvas colors: black, blue, silver, tan and white
Canvas package: helm seat cover, forward console seat cover, console cover, mezz seat cover, bow seat covers & fwd rod/cup holder covers
Second station seat & console cover
Cockpit cover
Mooring cover
Retractable cockpit sun shade - white
Mediterranean bow shade - white

GEL COAT & PAINT
See your local dealer for an Everglades Awlgrip® paint chart
Premium powder coating to match hull color (gelcoat only)
Major Blue
Black powder coating (Paints radar and satellite)

ENGINE PACKAGE
Yamaha Quad 450hp with Helm Master EX, Auto pilot & Joystick
Mercury V12 Triple Engine 600hp with Joystick Piloting & Auto pilot

ELECTRONICS
Garmin Premium Package: VHF 315, Transceiver AIS 800, Triple Displays GPSMAP® 9222xsv Chart plotter, Dual 8616xsv chart plotter displays, Chirp Transducers B175H & B175L, Radar Fantom 54, Auto pilot GHP reactor corepack
Pocket Transducer PM265LM Chirp Airmar – Replaces Garmin BH175H and BH175L chirp transducers
GXM 54 SiriusXM marine weather receiver & audio (requires subscription)



Industry Leading Hybrid Boats



Everglades 3-series hybrids have the same RAMCAP technology as our bigger 5-series center consoles, ensuring the same performance, comfort, and safety that Everglades is known for. A lower freeboard and less deadrise make our 3-series ideal for skinny water, while still providing exceptional offshore capability.



3-Series Hybrid Boats Overview/Features

With a central command station and 365° of open deck space the 3-series keeps you organized and in control on the water. The lower freeboard and shorter deadrise make the 3-series capable of maneuvering through shallow waters with the same performance that Everglades is known for. Our RAMCAP technology ensures this sporty series is still capable of going offshore with comfort and ease, making it a versatile sports car for the fishing enthusiast.

Available in 25 and 27 feet, the 3-series hybrid boats feature:

- ✓ Unsinkable RAMCAP Hull
- ✓ Full lifetime hull warranty
- ✓ 3-Year component warranty
- ✓ Patented sliding windshield
- ✓ Ample storage, livewells, and fishboxes



253cc

Redefining Inshore and Offshore Versatility

The epitome of innovation, performance, and style in a hybrid center console boat.





This completely redesigned hybrid center console boat includes the best features of Everglades' favorites, with some additional attributes to boast about. Built to last with a durable fiberglass hardtop equipped with an aluminum powder-coated frame, LED lights, spreader lights, electronics box, 4 rod holders, and a ski pylon.

Pack your bags - in addition to the massive built-in 87qt cooler/dry storage beneath the forward console seat are two storage holders under the helm seat to easily load and unload your gear. There's gear storage for any water activity you can dream up. T&H Atlas™ jack plate is built for the heaviest and most powerful outboard engines on the market today. Take your 253cc offshore with confidence knowing it has the best marine technology available today.





253cc Hybrid Center Console Boat

Weight w/ Options
7,850 LBS

Max HP Capacity
400HP

Fuel Capacity
100 GAL

LOA w/ Engine
26'10"

Beam
8'6"



Everglades®



Everglades®



Built to Last

A durable fiberglass hardtop is overbuilt and comes with an aluminum powder-coated frame, LED lights, spreader lights, electronics box, 4 rod holders, and a ski pylon.



Storage Where You Need It Most

Pack your bags – in addition to the massive built-in 87qt cooler/dry storage beneath the forward console seat are two storage holders under the helm seat to easily load and unload your gear. There's gear storage for any water activity you can dream up.



Powerful Design

T&H Atlas™ jack plate is built for the heaviest and most powerful outboard engines on the market today. Take your 253cc offshore with confidence knowing it has the best marine technology available today.

Standard Features

CONSTRUCTION
Unsinkable
Lifetime hull warranty and 3 year component warranty
Variable deadrise deep v-hull
Patented closed molded RAMCAP® construction process
NMMA Certified
Self-bailing cockpit
No wood construction
High density, closed cell, structural foam flotation
Hull laminate - premium gel coat, vinyl-ester barrier and knitted bi-axle fiberglass
High density composite transom
Hull liner and deck mated perfectly for a rigid one-piece construction, adding to its long term durability
Hull liner completely finished inside
Molded-in diamond non-skid
Rigging troughs - molded-in and oversized for easy access
ABS backing used to receive self tapping screws and bolts
Aluminum framework fabricated in-house, sand blasted then powder coated using premium marine grade materials
Wire harnesses - manufactured in-house using marine grade materials
Circuit protection - circuit breakers or fuses protect all electrical circuits
Heavy-duty rub rail with 316 stainless steel insert and end caps
316 cast stainless steel and chrome plated fasteners for additional corrosion and stain resistance
All hardware bedded or gasketed to resist corrosion
Heavy-duty, welded bow and stern eyes, bedded and sealed in polyurethane
Bronze high speed intake strainers
Transhield shipping cover

CONSOLE
Patented hydraulic sliding windshield with tempered glass and intelligent wiper & washer system
Console glove box/storage bin
Console power port & USB charging ports
Stainless steel drink holders (2)
Compass
Stainless steel steering wheel
Molded-in fiberglass footrest at the helm

HARDTOP
Fiberglass hardtop with aluminum powder-coated frame includes LED lights, spreader lights, electronics box, (4) rod holders, ski pylon
Canvas life jacket storage in hard top

DECK/COCKPIT
200ft 1/2 - 8PLAIT 10ft 3/8 chain with swivel and anchor
Full spectrum LED lights
8" pull-up cleats cast 316 stainless steel & through bolted (6)
Stainless steel drink holders
Recessed cockpit drains
Low profile aluminum powder-coated bow rails
Cockpit coaming bolsters
Forward console seating
Bow seating with removable forward facing backrests and locking storage
Stern seats with folding backrest that converts to casting platform
Helm seat with armrest

FISHABILITY
Cooler - Built in 87qt
Circulating livewell with light & clear acrylic lid with stainless steel friction hinges and latch - 26gal
Fish box (fwd.) - 69gal
Rod/cup holders (6)
Under gunwale power ports - 30A
Under gunwale rod racks (2) on each side

MECHANICAL & ELECTRICAL
Automatic bilge pump(s)
High-water alarm
LED full spectrum lighting
LED anchor light & navigation lights
LED courtesy lighting
Electric horn
Engine starting battery bank with charging system
House battery bank with charging system
Stainless steel trim tabs with position indicator and auto retract (single cylinder)
Raw-water and Fresh-water washdown spigots

Optional Features

OPTIONS
Light bar
Rod/Cup Holder Combos (4) - 2 FWD; 2 BOW
JL M6 Series LED Speaker upgrade
LED Underwater Lights
Outrigger quick-cam cleats
GEMLUX® Outrigger Package - 18' poles
T&H Atlas jack plate
Minn Kota® Ulterra Trolling motor
8' Power Pole Blade® black or white
Additional swim platform with ladder
Heavy-duty tow eye
Sport station: 3 position sliding sun roof/helm seat, poly cup holders, footrest, trim tab indicators, Garmin GHS II wired handset, Garmin 8610 Additional screen
Anti-Fatigue helm pad - mocha or storm gray
Removable bow filler with cushion
Windlass, Low Profile, V700
Transhield shipping cover

CANVAS & UPHOLSTERY
Upholstery colors: solid white, coconut tan, or flint gray
Canvas colors: black, blue, silver, tan and white
Canvas package: helm seat cover, forward console seat cover & console cover
Upper station cover
Mooring cover
Mediterranean bow shade - white

GEL COAT & PAINT
All gel coat color options can be to the waterline or complete hull
Hardtop undersides can be matched to hull color (gelcoat only)
Ice Blue, Major Blue, Whisper Green, Storm Gray, Whisper Gray
See your local dealer for an Everglades Awlgrip® paint chart
Premium powder coating to match hull color (gelcoat only)
Black powder coating

ELECTRONICS
Garmin Base Package: VHF 215, Single Display GPSMAP® 943xsv Chart plotter, B175HW Transducer
Garmin Base Dual Package: VHF 215, Dual Display GPSMAP® 943xsv Chart plotter, B175HW Transducer
Garmin Prime Package: VHF 215, Single Display GPSMAP® 8612xsv Chart plotter, B175HW Transducer
Garmin Elite Package: VHF 215, Dual Display GPSMAP® 8612xsv Chart plotter, B175HW Transducer
Garmin Premium Package: VHF 215, Dual Display GPSMAP® 8612xsv Chart plotter, Chirp Transducers B175H & B175L, Radar Fantom 24
GXM 54 SiriusXM marine weather receiver & audio (requires subscription)
Base Audio Option – stereo head, 7.7" speakers (qty 2), 6.5" speakers (qty 2)
Premium Audio Option – stereo head, 7.7" speakers (qty 2), 8.8" speakers (qty 4), 10" subwoofer, & XDM 800 amplifier


ENGINES
Yamaha White Single Enginge 300hp w/EPS
Yamaha 350hp Single White Engine w/DES
Mercury V10 Cold Fusion White Single Engine 400hp w/EPS



273cc

Become a Predator on the Water

Adding to the superior fishability of our ultra-stable and fish-hungry 3-series product line is the 273cc, the bigger version of the industry's number one hybrid center console.





Don't let the shallows stop you, and don't fear the offshore, this hybrid center console tackles it all. With lower gunwales and a draft of only 18", this hybrid center console navigates skinny water with ease. At the same time, its RAMCAP hull allows it to tackle offshore waters with safety and precision. Spend less time worrying about the depths, and more time catching fish.

Twin Yamaha engines fuel your boating desires, allowing you to go further offshore than you thought possible on a hybrid center console. Spend less time organizing your anchor line and more time fishing! Retrieve and deploy your anchor with ease using the electric windless. Everglades' innovative upper station configuration improves your visibility. It features a second helm station, sliding sunroof/helm seat, poly cup holders, footrest, trim tab indicators, integrated forward rod holders, and Garmin GHS.

Everglades®





273cc Hybrid Center Console Boat

Weight w/ Options
8,960 LBS

Max HP Capacity
600HP

Fuel Capacity
157 GAL

LOA w/ Engine
29'

Beam
9'3"



Everglades®



Everglades®



Go Further

Twin Yamaha engines fuel your boating desires, allowing you to go further offshore than you thought possible on a hybrid center console.



Convenience to Maximize Utility

Spend less time organizing your anchor line and more time fishing! Retrieve and deploy your anchor with ease using the electric windless.



Spot Fish Before They Spot You

Everglades' innovative upper station configuration improves your visibility. It features a second helm station, sliding sunroof/helm seat, poly cup holders, footrest, trim tab indicators, integrated forward rod holders, and Garmin GHS 11.

Standard Features

CONSTRUCTION
Unsinkable
Lifetime hull warranty and 3 year component warranty
Variable deadrise deep v-hull
Patented closed molded RAMCAP® construction process
NMMA Certified
Self-bailing cockpit
No wood construction
High density, closed cell, structural foam flotation
Hull laminate - premium gel coat, vinyl-ester barrier and knitted bi-axle fiberglass
High density composite transom
Hull liner and deck mated perfectly for a rigid one-piece construction, adding to its long term durability
Hull liner completely finished inside
Molded-in diamond non-skid
ABS backing used to receive self tapping screws and bolts
Aluminum framework fabricated in-house, sand blasted then powder coated using premium marine grade materials
Wire harnesses - manufactured in-house using marine grade materials
Circuit protection - circuit breakers or fuses protect all electrical circuits
Heavy-duty rub rail with 316 stainless steel insert and end caps
316 cast stainless steel and chrome plated fasteners for additional corrosion and stain resistance
All hardware bedded or gasketed to resist corrosion
Heavy-duty, welded bow and stern eyes, bedded and sealed in polyurethane
Bronze high speed intake strainers
Transhield shipping cover

CONSOLE
Patented hydraulic sliding windshield with tempered glass and intelligent wiper & washer system
Console glove box/storage bin
Console power port & USB charging ports
Stainless steel drink holders (2)
Compass
Stainless steel steering wheel
Molded-in fiberglass footrest at the helm
China bowl head with macerator and holding tank

HARDTOP
Fiberglass hardtop with aluminum powder-coated frame includes LED lights, spreader lights, electronics box, (4) rod holders, ski pylon
Canvas life jacket storage in hard top

DECK/COCKPIT
200ft 1/2 - 8PLAIT 10ft 3/8 chain with swivel and anchor
Full spectrum LED lights
8" pull-up cleats cast 316 stainless steel & through bolted (6)
Stainless steel drink holders
Recessed cockpit drains
Low profile aluminum powder-coated bow rails
Cockpit coaming bolsters
Forward console seating
Bow seating with removable forward facing backrests and locking storage
Stern seats with folding backrest that converts to casting platform
Helm seat with armrest

FISHABILITY
Cooler (fwd. 97qt) - (aft 45qt)
Circulating livewell with light & clear acrylic lid with stainless steel friction hinges and latch - 3lgal
Fish box (fwd.) - 82gal
Rod/cup holders (6)
Under gunwale power ports (2); Bow USB power ports (2)
Under gunwale rod racks (2) on each side
Lockable rod storage

MECHANICAL & ELECTRICAL
High-water alarm
LED full spectrum lighting
LED anchor light & navigation lights
LED courtesy lighting
Electric horn
Engine starting battery bank with charging system
House battery bank with charging system
Stainless steel trim tabs with position indicator and auto retract (single cylinder)
Raw-water and Fresh-water washdown spigots

Optional Features

OPTIONS
Light bar
Rod/Cup Holder Combos (4) - 2 FWD; 2 BOW
JL M6 Series LED Speaker upgrade
LED Underwater Lights
Outrigger quick-cam cleats
GEMLUX® Outrigger Package - 18' poles
8' Power Pole Blade® black or white
Additional swim platform with ladder
Heavy-duty tow eye
Minn Kota® Ulterra Trolling motor
Sport station: 3 position sliding sun roof/helm seat, poly cup holders, footrest, trim tab indicators, Garmin GHS II wired handset, Garmin 8612 Additional screen
Anti-Fatigue helm pad - mocha or storm gray
Removable bow filler with cushion
Windlass, Low Profile, V700

CANVAS & UPHOLSTERY
Upholstery colors: solid white, coconut tan, or flint gray
Canvas colors: black, blue, silver, tan and white
Canvas package: helm seat cover, forward console seat cover & console cover
Upper station cover
Mooring cover
Mediterranean bow shade - white

GEL COAT & PAINT
All gel coat color options can be to the waterline or complete hull
Hardtop undersides can be matched to hull color (gelcoat only)
Ice Blue, Major Blue, Whisper Green, Storm Gray, Whisper Gray
See your local dealer for an Everglades Awlgrip® paint chart
Premium powder coating to match hull color (gelcoat only)
Black powder coating

ELECTRONICS
Garmin Base Package: VHF 215, Single Display GPSMAP® 943xsv Chart plotter, B175HW Transducer
Garmin Base Dual Package: VHF 215, Dual Display GPSMAP® 943xsv Chart plotter, B175HW Transducer
Garmin Prime Package: VHF 215, Single Display GPSMAP® 8616xsv Chart plotter, BHI75HW Transducer
Garmin Elite Package: VHF 215, Dual Display GPSMAP® 8616xsv Chart plotter, BHI75HW Transducer
Garmin Premium Package: VHF 215, Dual Displays GPSMAP® 8616xsv Chart plotter, Chirp Transducers B175H & B175L, Radar Fantom 54 (Fantom 24 if Sport Station is selected)
GXM 54 SiriusXM marine weather receiver & audio (requires subscription)
Base Audio Option – stereo head, 7.7" speakers (qty 2), 6.5" speakers (qty 2)
Premium Audio Option – stereo head, 7.7" speakers (qty 2), 8.8" speakers (qty 4), 10" subwoofer, & XDM 800 amplifier

ENGINES
Mercury 250hp Twin
Yamaha 250hp Twin
Yamaha White Twin Engines 300hp w/DES



Everglades Family



When you purchase an Everglades boat, you join the Everglades family. Avid boaters, experienced dealers, committed service technicians, and enthusiastic factory representatives that strive to provide you with exceptional boating experiences. We are with you every step of the way.





Factory Tours

Work with your local Everglades dealer to set up a factory tour for the once in a lifetime opportunity to see YOUR boat being built at the Everglades factory. Our tour representatives will walk you through our patented building process, from start to finish, which will include a chance to see your boat during the build process.



Customer Service

Our dedicated customer service team will continue to check in on you after your boat is delivered. If any issues arise our team will be quick to tackle the issue along with the help of your local Everglades dealer. Our goal is to keep you happy and safe on the water for years to come!



395cc and 455cc Delivery Program

Our Director of Customer Experience is a certified 100 Ton Captain who will deliver your boat to you with white glove service. As your boat is in the build process, he will reach out to get to know what is most important to you during your boating experience. He will then follow your boat from start to finish during the build process, ensuring your every demand is met to the best of our ability. At the end of the build process, he will personally water test your boat to make sure all systems are working as they should before delivery. Your boat's delivery will be scheduled with him at a time and place that you desire. During delivery, he will walk through every feature and amenity available on your boat, teach you the basics of your boat, and will not leave until you feel comfortable and confident on the water.

Everglades[®]

Built for Beyond.